

5 OUTLET ADVANCED POWER STRIP Tier 1


Max Total Spike Voltage: 6000V

Max Total Spike Current: 30,000A

Clamping Response Time: <1ns

Standby Power: <1W

Minimum control outlet switched on power: 10W±2W



PRODUCT FEATURES:

POWER CONNECTIONS

The 5 Outlet Advanced Power Strip must be plugged only into a grounded receptacle. All connected devices must be plugged directly into the 5 Outlet Advanced Power Strip. Use of an extension cord, adapter or other power strip in conjunction with the 5 Outlet Advanced Power Strip will void all warranties.

LED INDICATORS

Ground

When it's illuminated, the 5 Outlet Advanced Power Strip is correctly grounded. If this is not illuminated, there is a grounding problem and you should contact an electrician to properly ground the outlet. Connecting a 5 Outlet Advanced Power Strip to an improperly grounded receptacle will void all warranties.

Surge Protection

When it's illuminated, the surge protection is functioning normally. If this is not illuminated, the 5 Outlet Advanced Power Strip must be replaced.

CONTROL OUTLET

This outlet controls the SWITCHED OUTLETS. Plug a computer or television into this outlet.

SWITCHED OUTLETS

These outlets are automatically controlled by the CONTROL OUTLET. Plug in peripheral devices such as a monitor, printer or DVD player into these outlets.

ALWAYS ON OUTLETS

These outlets stay "on" and are controlled only by the ON/OFF switch. Plug devices that you do not want turned off such as a fax machine or a cordless phone into these outlets.


RESETTABLE CIRCUIT BREAKER

Provides protection for all outlets on the 5 Outlet Advanced Power Strip. If no devices are powered or no indicator lights are lit, press the resettable circuit breaker to reactivate power.

WARNING: For indoor use in dry locations. Not intended for use with aquarium equipment. Combined load used on all the outlets at the same time must not exceed 1800 Watts. In case of overloading, the circuit breaker will safely shut off all power. Eliminate overload, then reset by pressing the circuit breaker switch.

CAUTION: RISK OF ELECTRIC SHOCK, DO NOT PLUG INTO ANOTHER RELOCATABLE POWER STRIP OR AN EXTENSION CORD.

5 OUTLET ADVANCED POWER STRIP Tier 1



Scan or browse
bit.ly/GreenliteAPSS

INSTALLATION INSTRUCTIONS

1) ALWAYS ON OUTLETS

Two (2) outlets controlled only by the ON/OFF switch and not by the CONTROL OUTLET. Plug in devices (fax machine, cordless phone, cable box or satellite receiver) that you do not want turned off.

2) CONTROL OUTLET

Control the other two (2) SWITCHED OUTLETS. Plug the main controlling device (computer or TV) into this outlet. When the main controlling device is off, the 5 Outlet Advanced Power Strip will automatically turn off any devices plugged into the SWITCHED OUTLETS.

3) SWITCHED OUTLETS

Two (2) outlets controlled by the CONTROL OUTLET. Plug in peripheral devices (printer game console or DVD player) into these outlets. These peripheral devices will be automatically controlled by the main controlling device plugged into the CONTROL OUTLET.

Note: When the CONTROL OUTLET is turned off, the SWITCHED OUTLET is still active for 10 seconds.

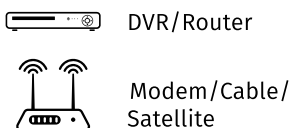
Plug the 5 Outlet Advanced Power Strip power cord into a properly grounded wall outlet and then press the ON/OFF switch to the RESET (on) position. The GROUND and SURGE PROTECTION lights should be illuminated, indicating that the circuit is functioning properly.

If the peripheral device(s) plugged into the SWITCHED OUTLETS do not turn on:

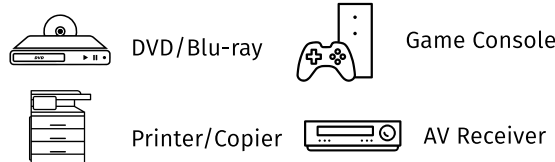
- Make sure the device plugged into the CONTROL OUTLET is ON.
- Turn "off" the device plugged into the CONTROL OUTLET. If the SWITCHED OUTLETS turn "off", then you are done.

EXAMPLES OF PRODUCTS THAT CAN BE PLUGGED IN TO EACH OUTLET TYPE:

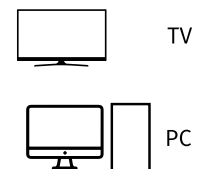
ALWAYS-ON OUTLETS:



SWITCHED OUTLETS:



CONTROL OUTLET:



LIMITED WARRANTY: This product is warranted to be free from defects in workmanship and material for 2 years. If it fails to do so, Greenlite™ will, at its election, provide a replacement or equivalent upon receipt of the register receipt and proof of purchase. Please visit www.greenliteusa.com to find out how to initiate a warranty claim. For all customer service queries, please contact our customer service team, Monday-Friday at info@greenliteusa.com or call 1-844-695-9090 from 9:00 AM to 5:00 PM (EST). This limited warranty does not cover fixtures subject to accident, neglect, abuse, misuse or acts of God. Replacement or refund is your sole remedy.