









HID LED REPLACEMENTS



- Available in 45W and 54W
- High Lumen LED for Industrial and Commercial Applications
- Direct Line Voltage 120-277V - Not Compatible with Ballasts
- Fully Omnidirectional 360° Beam Angle
- Designed for Use in Post Top Applications
- UL approved for use in Fully Enclosed Fixtures
- UL approved for use in Damp Locations
- 5 Year Warranty

 Enclosed Fixtures	 50,000 HRS	 E26 Base E39 Base
 Instant On	 Damp Location	 360° Beam Angle



AIRFLOW

Designed to allow air to flow freely through the lamp. This design uses an increased cooling surface area to reduce the operating temperature of the lamp and power supply, this will give the lamp a longer lamp life and lumen maintenance.





HID LED REPLACEMENTS

Teardrop Lighting



Post Top Lighting



SPECIFICATIONS	44963	44964
ENERGY STAR® Model#	45W/HID/C/E26/50K	54W/HID/C/E26/50K
Type	HID LED	HID LED
Base	E26	E26
Wattage	45W	54W
HID Equivalents	150W	200W
Voltage - Frequency	120-277V	120-277V
Color Temperature (ANSI)	Day Light 5000K	Day Light 5000K
Lumens	5400	6480
Fixture Lumens **	4473	4726
CRI	80	80
Efficacy (LPW)	120	120
Power Factor	>0.95	>0.95
Beam Angle	360°	360°
Dimmable	No	No
Rated Lifetime (hrs.)	50,000	50,000
Dia. x MOL	3.66" x 10.43"	3.66" x 10.43"
Warranty	5 Years	5 Years
Weight	920 g	930 g
HID Equivalent Metal Halide	120W	200W
HID Equivalent High Pressure Sodium	120W	200W

All Lamps Suitable for damp locations. Not for use where directly exposed to weather or water

*DLC approved and Not suitable for use in horizontal applications

** Fixture lumens based on DLC testing in Post Top fixture with prismatic diffuser: GE Patriarch Luminaire