









HID LED REPLACEMENTS



- Available in 22W, 36W, 45W, 54W and 80W
- High Lumen LED for Industrial and Commercial Applications
- Direct Line Voltage 120-277V - Not Compatible with Ballasts
- Fully Omnidirectional 360° Beam Angle
- Designed for Use in Post Top Applications
- UL approved for use in Fully Enclosed Fixtures
- UL approved for use in Damp Locations
- 5 Year Warranty

 Enclosed Fixtures	 50,000 HRS	 E26 Base E39 Base
 Instant On	 Damp Location	 360° Beam Angle



AIRFLOW

Designed to allow air to flow freely through the lamp. This design uses an increased cooling surface area to reduce the operating temperature of the lamp and power supply, this will give the lamp a longer lamp life and lumen maintenance.





HID LED REPLACEMENTS

Teardrop Lighting



Post Top Lighting



SPECIFICATIONS	44961 22W/HID/C/E26/50K	44962 36W/HID/C/E26/50K	44963 45W/HID/C/E26/50K 44966 45W/HID/C/E39/50K	44964 54W/HID/C/E26/50K 44967 54W/HID/C/E39/50K	44965* 80W/HID/C/E39/50K
Type	HID LED	HID LED	HID LED	HID LED	HID LED
Base	E26	E26	E26/E39	E26/E39	E39
Wattage	22W	36W	45W	54W	80W
HID Equivalents	75W	120W	150W	200W	300W
DLC Approved	NO	NO	E26-NO / E39-YES	E26-NO / E39-YES	YES
Voltage - Frequency	120-277V	120-277V	120-277V	120-277V	120-277V
Color Temperature (ANSI)	Day Light 5000K	Day Light 5000K	Day Light 5000K	Day Light 5000K	Day Light 5000K
Lumens	2500	4320	5400	6480	9600
Fixture Lumens **	1970	3236	4473	4726	7674**
CRI	80	80	80	80	80
Efficacy (LPW)	113	120	120	120	86
Power Factor	>0.95	>0.95	>0.95	>0.95	>0.95
Beam Angle	360°	360°	360°	360°	360°
Dimmable	No	No	No	No	No
Rated Lifetime (hrs.)	50,000	50,000	50,000	50,000	50,000
Dia. x MOL	2.75" x 7.32"	3.66" x 9.25"	3.66" x 10.43"	3.66" x 10.43"	5.75" x 10.87"
Warranty	5 Years	5 Years	5 Years	5 Years	5 Years
Weight	370 g	850 g	920 g	930 g	1600 g
HID Equivalent Metal Halide	75W	120W	120W	200W	300W
HID Equivalent High Pressure Sodium	75W	120W	120W	200W	300W

All Lamps Suitable for damp locations. Not for use where directly exposed to weather or water

*DLC approved and Not suitable for use in horizontal applications

** Fixture lumens based on DLC testing in Post Top fixture with prismatic diffuser: GE Patriarch Luminaire